



Medallion Fence

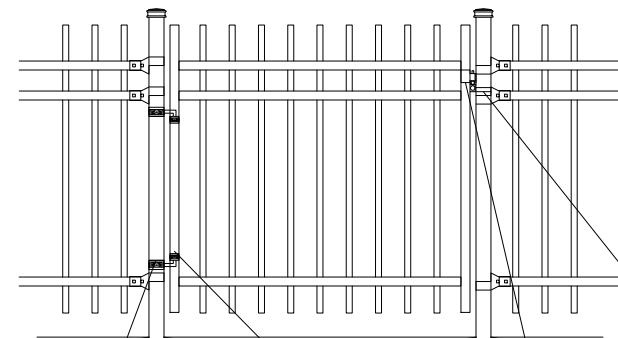
10651 KEELE STREET
 MAPLE, ONTARIO L6A 3Y9
 (T) 905-832-2922 || 1-800-794-1564 || (F) 905-832-1564
 info@medallionfence.com || www.medallionfence.com

Medallion Fence

STYLE:
CAVALIER-DR-AL

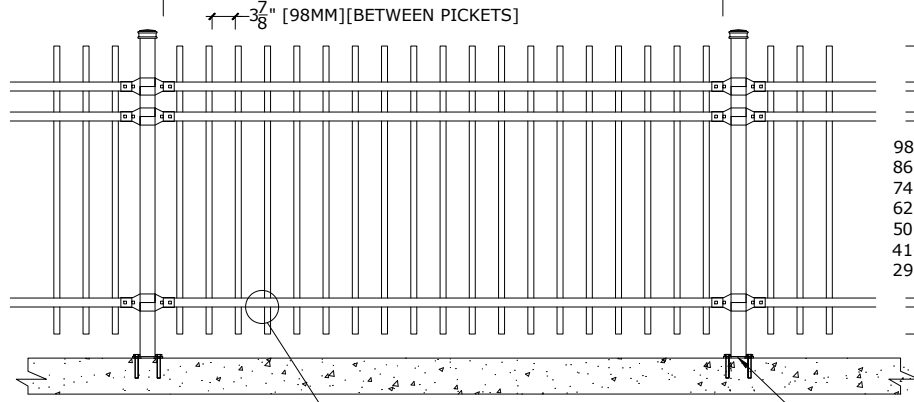
SERIES:
OXFORD™

SINGLE-GATES OPENINGS
 AS REQUIRED 38"-72"
 STANDARD [52"]



- 2-1/2" SQ POST-COLLAR
C/W 1/2 DIA X 4"
HINGE BOLT
- 1-1/2" SQ
FRAME-COLLAR
- GRAVITY
DROP LATCH
- LATCH-CATCH
(LOCKABLE)

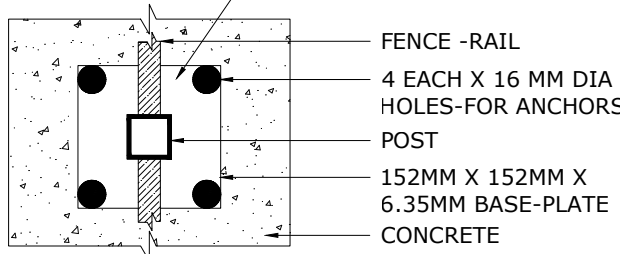
STANDARD POST SETTING - 96" [2438MM]
 STANDARD PANEL WIDTH - 93 1/4" [2369MM]



- PRECISION PUNCHED FULL
TUBE FOR PICKET INSERTION

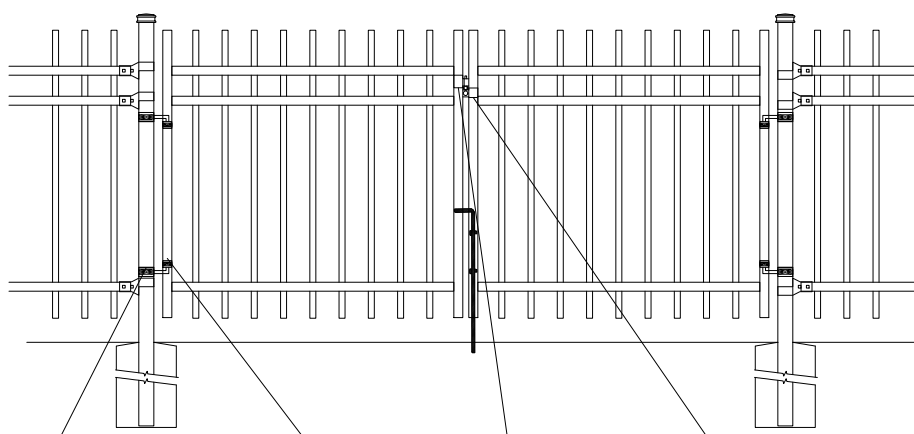
- 8" [203MM] FOR 6'-10' H
6" [152MM] FOR 4'-5' H
- 3/2" [89MM]
- 98" (2489MM) FOR 10' H
86" (2184MM) FOR 9' H
74" (1880MM) FOR 8' H
62" (1575MM) FOR 7' H
50" (1270MM) FOR 6' H
41-1/2" (1054MM) FOR 5' H
29 1/2" [749MM] FOR 4' H
- 6" [152MM] FOR 6'-10' H
4 1/2" [114MM] FOR 4'-5' H

BASE-PLATE (OPTIONAL)



- FENCE -RAIL
- 4 EACH X 16 MM DIA
HOLES-FOR ANCHORS
- POST
- 152MM X 152MM X
6.35MM BASE-PLATE
- CONCRETE

DOUBLE-GATES OPENINGS AS
 REQUIRED 74"-240" STANDARD [104"]

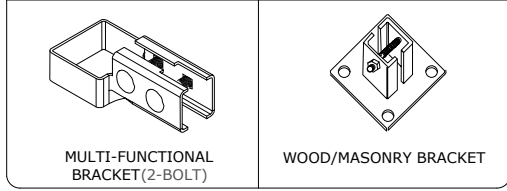


- 2-1/2" SQ POST-COLLAR
C/W 1/2 DIA X 4"
HINGE BOLT
- 1-1/2" SQ
FRAME-COLLAR
- GRAVITY
DROP LATCH
- LATCH-CATCH
(LOCKABLE)

- 8" [203MM] FOR 6'-10' H
6" [152MM] FOR 4'-5' H
- 3/2" [89MM]
- 98" (2489MM) FOR 10' H
86" (2184MM) FOR 9' H
74" (1880MM) FOR 8' H
62" (1575MM) FOR 7' H
50" (1270MM) FOR 6' H
41-1/2" (1054MM) FOR 5' H
29 1/2" [749MM] FOR 4' H
- 6" [152MM] FOR 6'-10' H
4 1/2" [114MM] FOR 4'-5' H

NOTE: Pickets can be
 extended to accommodate
 for changes in grade

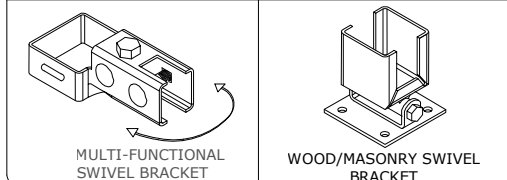
BRACKET



MULTI-FUNCTIONAL
BRACKET (2-BOLT)

WOOD/MASONRY BRACKET

SWIVEL BRACKET



MULTI-FUNCTIONAL
SWIVEL BRACKET

WOOD/MASONRY SWIVEL
BRACKET

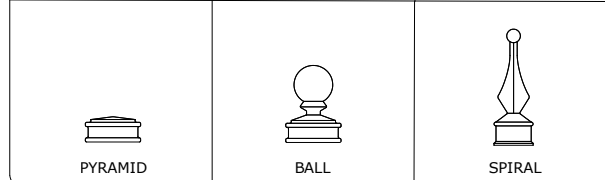
MATERIAL SPECIFICATIONS:

ALU-TUFF™
 BY MEDALLION FENCE

PROTECTED BY



OPTIONAL POST CAPS



PYRAMID

BALL

SPIRAL

SPECIFICATIONS

TUBE COMPOSITION - POSTS , RAILS & PICKETS

- HIGH-STRENGTH EXTRUDED ALUMINUM ALLOY (6061-T4 & 6061-T6 TEMPER)
- ULTIMATE TENSILE STRENGTH: ≈ 290 MPA (T4), ≈ 339 MPA (T6)
- YIELD STRENGTH: ≈ 210 MPA (T4), ≈ 317 MPA (T6)
- ELONGATION: ≈ 8%-16% (T6), UP TO ~16%+ (T4) DEPENDING ON THICKNESS

MATERIAL DIMENSIONS

PICKET	1" x 1" (25mm x 25mm) .065 Wall
RAILS	1-1/2" x 1-1/2" (38mm x 38mm) .080 Wall
POSTS REGULAR or BASE-PLATED	2-1/2" x 2-1/2" (64mm x 64mm) .125 Wall
OPTIONAL POST REGULAR or BASE-PLATED	3" x 3" (76mm x 76mm) .188 Wall requires cast aluminum mounting bracket
UPRIGHTS	1-1/2" x 1-1/2" (38mm x 38mm) .125 Wall

WELDS	Aluminum Mig Weld
FITTINGS	12 Gauge Stamp Forged Finish as below
FITTING FASTENERS	JS1000 Plated Finish as below
OPTIONAL FASTENER	Tamper Proof Nuts

FINISH

GRADE	Super Durable Polyester Powder Coat
OPTIONAL PRIMER	Zinc Rich Epoxy Powder Coat
OPTIONAL PRIMER (2)	E-Coat
STANDARD COLOUR	SEMI-GLOSS - BLACK
OTHER COLOURS	Green, Brown, White, Antique Silver
CUSTOM COLOURS	Per Specifications

STANDARD HEIGHTS	4'	5'	6'	7'	8'	9'	10'
	1219MM	1524MM	1892MM	2134MM	2438MM	2743MM	3048MM
Custom heights are available (upon request)							

STANDARD GATES	Passage, Double Entry, Cantilever
----------------	-----------------------------------

STANDARD POST SETTING & PANEL WIDTH

FOR FENCE HEIGHTS	PANEL WIDTH	POST SPACING [OPENING]
Up to 6' [1829mm]	93 1/4" [2369MM]	96" [2438 MM]
Over 6' [1829mm]	93 1/4" [2369MM]	96" [2438 MM]