



# Medallion Fence

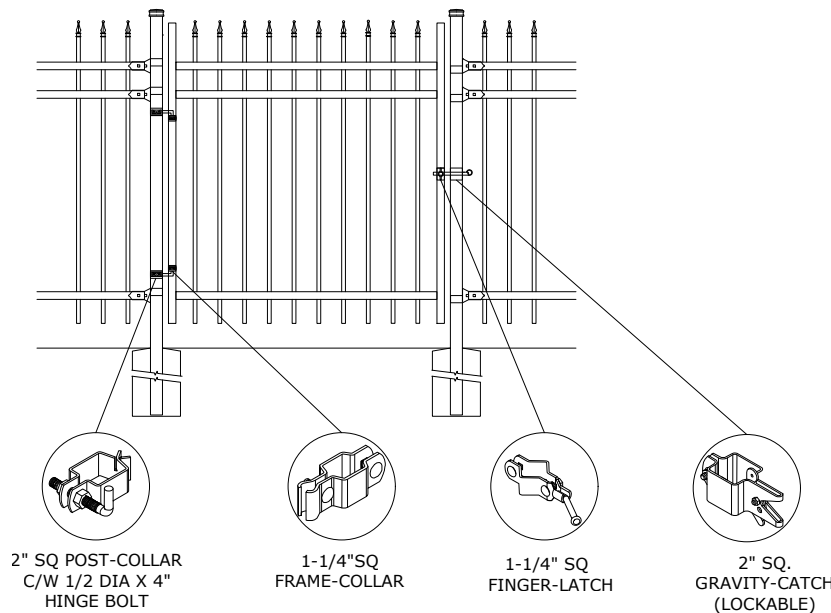
10651 KEELE STREET  
 MAPLE, ONTARIO L6A 3Y9  
 (T) 905-832-2922 || 1-800-794-1564 || (F) 905-832-1564  
 info@medallionfence.com || www.medallionfence.com

Medallion Fence

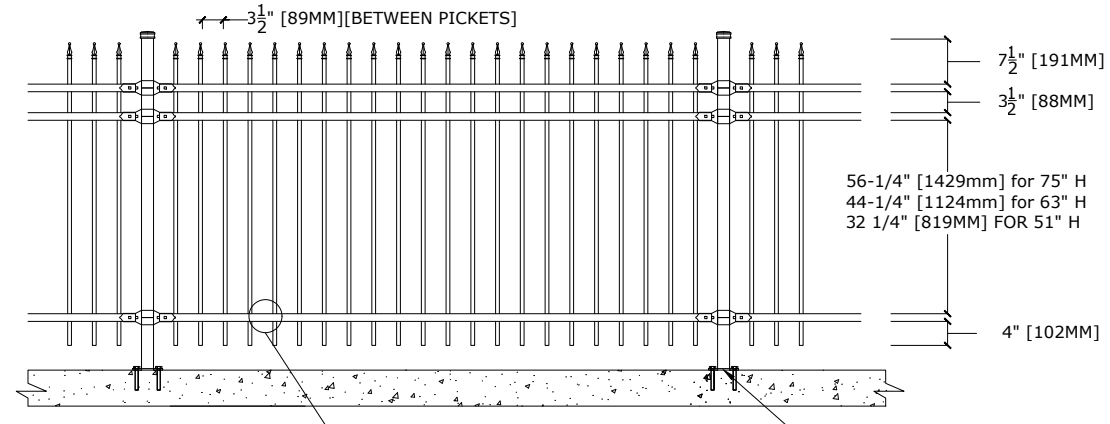
**STYLE:**  
**CAVALIER DR SF-AL**

**SERIES:**  
**FAIRMONT™**

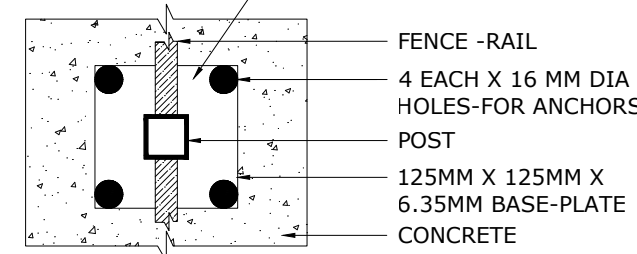
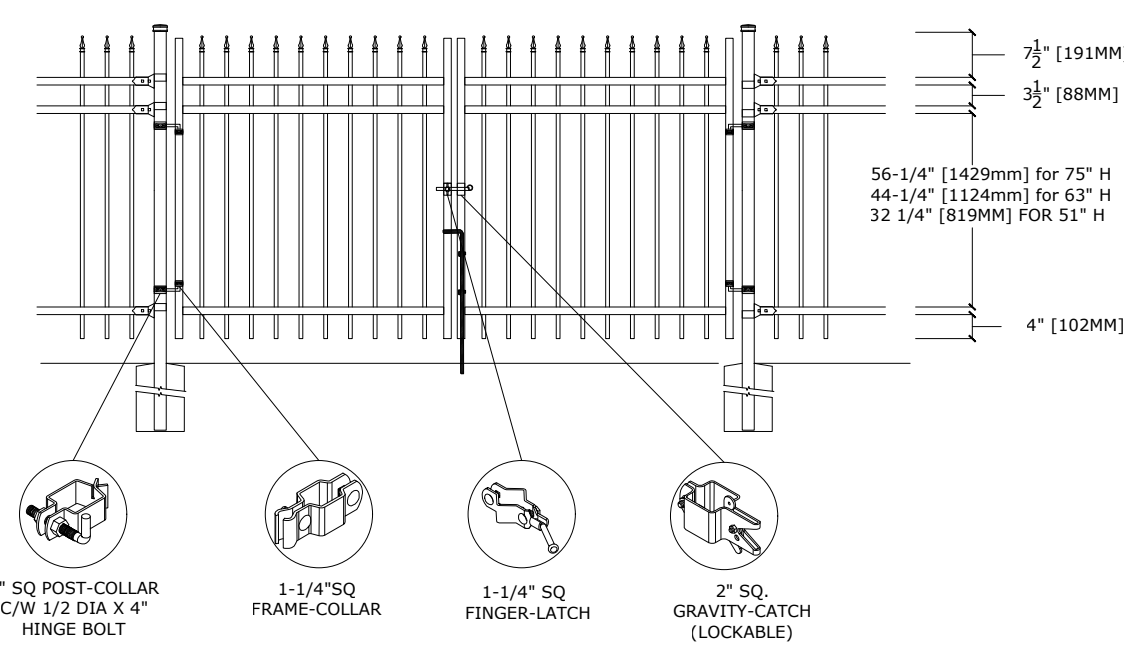
SINGLE-GATES OPENINGS  
 AS REQUIRED 36", 48"  
 OR 60" STANDARD



STANDARD POST SETTING - 94" [2388MM]  
 STANDARD PANEL WIDTH - 92" [2337MM]



DOUBLE-GATES OPENINGS AS  
 REQUIRED 72", 96" OR 120"  
 STANDARD



**OPTIONAL CAST FINIAL**

SPIRAL FINIAL (SF)      FLEUR DES LIS (FF)

**BRACKET**

MULTI-FUNCTIONAL  
 BRACKET      WOOD/MASONRY BRACKET

**OPTIONAL POST CAPS**

PYRAMID      BALL      SPIRAL

**SWIVEL BRACKET**

SWIVEL BRACKET      WOOD/MASONRY SWIVEL  
 BRACKET

**MATERIAL SPECIFICATIONS:**  
 ALU-TUFF™  
 BY MEDALLION FENCE



## SPECIFICATIONS

### TUBE COMPOSITION - POSTS , RAILS & PICKETS

- HIGH-STRENGTH EXTRUDED ALUMINUM ALLOY (6061-T4 & 6061-T6 TEMPER)
- ULTIMATE TENSILE STRENGTH: ≈ 290 MPA (T4), ≈ 339 MPA (T6)
- YIELD STRENGTH: ≈ 210 MPA (T4), ≈ 317 MPA (T6)
- ELONGATION: ≈ 8%-16% (T6), UP TO ~16%+ (T4) DEPENDING ON THICKNESS

## MATERIAL DIMENSIONS

PICKET	5/8" x 5/8" (16mm x 16mm) .065 Wall
RAILS	1-1/4" x 1-1/4" (32mm x 32mm) .080 Wall
POSTS REGULAR or BASE-PLATED	2" x 2" (51mm x 51mm) .125 Wall
OPTIONAL POST REGULAR or BASE-PLATED	2-1/2" x 2-1/2" (64mmx64mm) .125 Wall
UPRIGHTS	1-1/4" x 1-1/4" (32mm x 32mm) .125 Wall

<b>WELDS</b>	Aluminum Mig Weld
<b>FITTINGS</b>	14 Gauge Stamp Forged Finish as below
FITTING FASTENERS	JS1000 Plated Finish as below
OPTIONAL FASTENER	Tamper Proof Nuts

## FINISH

<b>GRADE</b>	Super Durable Polyester Powder Coat
OPTIONAL PRIMER	Zinc Rich Epoxy Powder Coat
OPTIONAL PRIMER (2)	E-Coat
STANDARD COLOUR	SEMI-GLOSS - BLACK
OTHER COLOURS	Green, Brown, White, Antique Silver
CUSTOM COLOURS	Per Specifications

<b>STANDARD HEIGHTS</b>	NA	NA	51" 1295mm	63" 1600mm	75" 1905mm
	Custom heights are available (upon request)				

STANDARD GATES	Passage, Double Entry, Cantilever
----------------	-----------------------------------

## STANDARD POST SETTING & PANEL WIDTH

FOR FENCE HEIGHTS	PANEL WIDTH	POST SPACING [OPENING]
Up to 6' [1829mm]	92" [2337MM]	94" [2388 MM]
Over 6' [1829mm]	NA	